

Patient Instructions

If the nursing staff indicates the patient may leave the room, the **Patient** should do the following:

Exiting the room:

- Clean hands with hand sanitizer and put on a new clean housecoat or a new clean cover gown with ties to the front (don't use a yellow gown)
- Clean hands again with hand sanitizer on exiting the room

While out of the room:

- Clean hands with hand sanitizer often (e.g., after contacting clothing, after using tissue, before eating)

Returning to the room:

- Remove housecoat/cover gown and put into SOILED laundry cart inside the room. Clean hands with hand sanitizer in the room

When visiting a patient who is outside of the room, visitors do not wear gowns or gloves.

Contact Precautions

You are visiting a patient on Contact Precautions. These Precautions prevent the germs of one patient being passed to another patient or visitor.

Germs may be carried on your hands after touching the patient or items in the patient's room.

Please check with the nurse to find out if you need to wear a gown and or gloves.

WRHA Infection Prevention & Control

wrha.mb.ca/ipc







November, 2016

Visitor

INSTRUCTIONS

Before Visiting a Patient on Contact Precautions

CONTACT PRECAUTIONS

 PATIENT PLACEMENT <ul style="list-style-type: none">• Single room preferred• Door may remain open• If shared room: Maintain a distance of at least 1 metre (3 feet) between patients	 HAND HYGIENE <ul style="list-style-type: none">• Follow Routine Practices• Before entering the room or bed space• Before leaving the room or bed space	 GLOVES <ul style="list-style-type: none">• Before entering the room or bed space• Remove before leaving room or bed space• Between procedures if contamination risk occurred
 GOWN <ul style="list-style-type: none">• For direct contact with patient or surfaces and objects in room• Remove before leaving room or bed space	 PATIENT CARE EQUIPMENT <ul style="list-style-type: none">• Dedicated equipment or disinfect between use	 PATIENT TRANSPORT <ul style="list-style-type: none">• Transport for medically essential purposes only• Notify receiving department in advance

Visitors: Please report to nursing station before entering room.

Additional Instructions:

Revised: 07-15-2016

WRHA Infection Prevention & Control

Instructions for Visitors:

Please speak with nursing staff to receive information prior to entering the patient room.

Clean your hands with hand sanitizer

- On ENTERING and EXITING the room
- Before touching any supplies on the cart outside the room

Wear gowns and gloves when helping with care such as bathing or changing: Some caregivers providing usual care to a child may not need to wear gowns and gloves, please check with the nurse

If advised to wear a gown and gloves, follow these instructions:

Before ENTERING the room:

1. Clean hands with hand sanitizer.
2. Put on a yellow gown. Ties go to the back.
3. Put on gloves. Gloves cover the cuffs of the gown.

Before EXITING the room, take off gloves and gown:

1. Take off gloves and place into garbage.
2. Take off yellow gown. Place cloth gowns into the SOILED laundry cart; place paper gowns into the garbage located inside the room.
3. Clean your hands with hand sanitizer upon exiting the room.

Do not come out of the room with gown/gloves on. If you exit the room, you must take off the gown/gloves and clean your hands. To enter the room again, put on new gown/gloves.